

MINI

IG100-25

Cerniere invisibili per ante in legno di spessore minimo 18mm
Invisible hinges for wooden doors min. 18mm thickness

Our Quality & Design ♥
Pesaro - Italy

Disponibile in 2 finiture.
Available in 2 finishes.

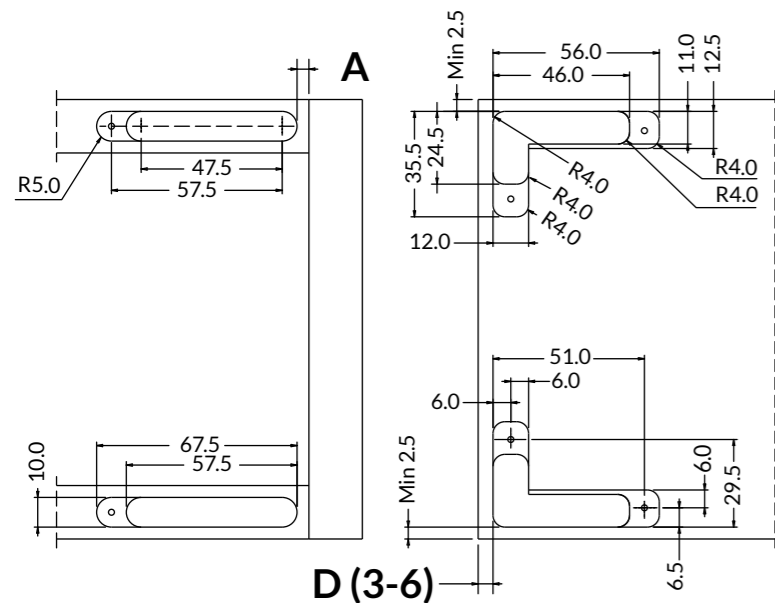
- Per ante in legno di spessore minimo 18 mm.
- Ideale per ante con telaio di alluminio di spessore contenuto.
- Apertura: 105°.
- Disponibile nella versione ammortizzata, non-ammortizzata o apertura libera.
- Possibilità di foratura anta: da 3 a 6 mm.
- Finiture: nera o nichel.
- Peso massimo anta: 25 kg.

- For wooden doors min. 18 mm thickness.
- Ideal solution for aluminum frame doors of minimal thickness.
- Opening angle: 105°.
- Available versions: soft closing, without soft closing or free opening.
- Door drilling possibility: from 3 to 6 mm.
- Available finishing: black or nickel.
- Max. loading capacity: 25 kg.

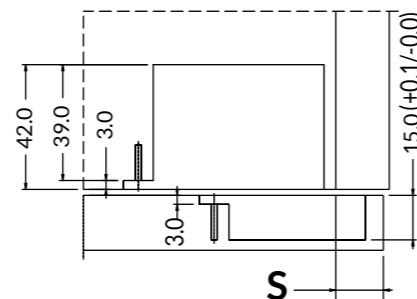


LAVORAZIONI SU MOBILE IN LEGNO E ANTA IN LEGNO WOODEN CABINET DRILLING AND WOODEN DOOR

BASE/CAPPELLO
CABINET TOP/BOTTOM

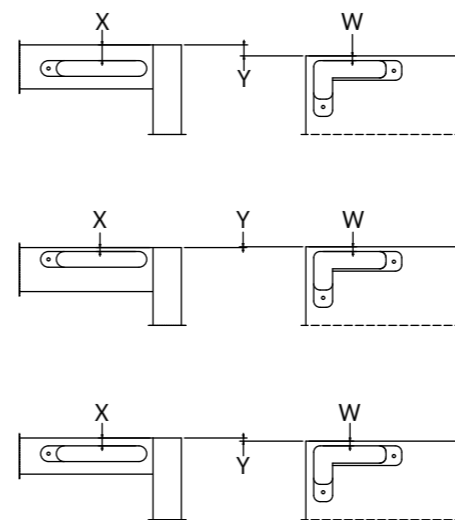


ANTA LEGNO
WOOD DOOR



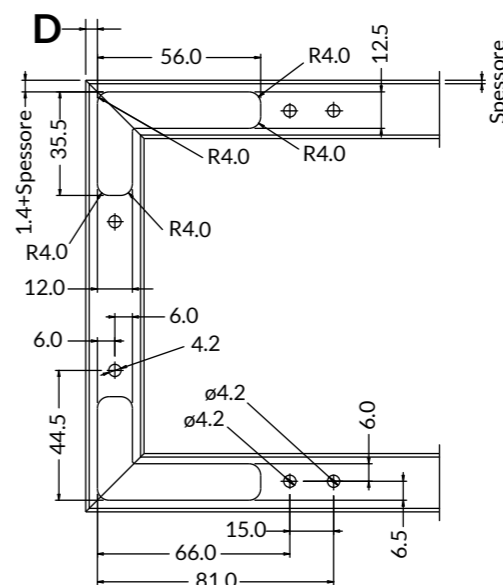
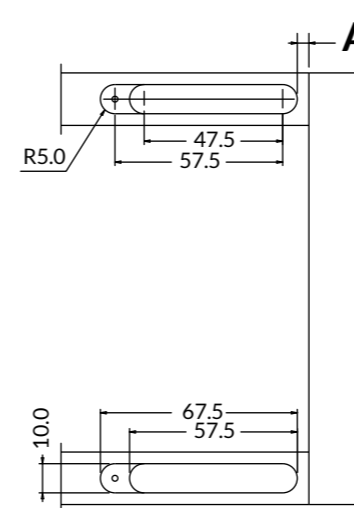
$$A = (17+D) - S$$

ESEMPI DI APPLICAZIONE DELLA CERNIERA HINGE APPLICATION EXAMPLES

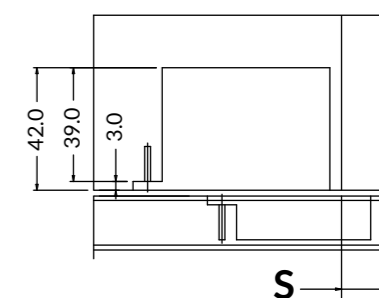


LAVORAZIONI SU MOBILE IN LEGNO E ANTA IN ALLUMINIO WOODEN CABINET DRILLING AND ALUMINIUM DOOR

BASE/CAPPELLO
CABINET TOP/BOTTOM



ANTA ALLUMINIO
ALUMINIUM DOOR



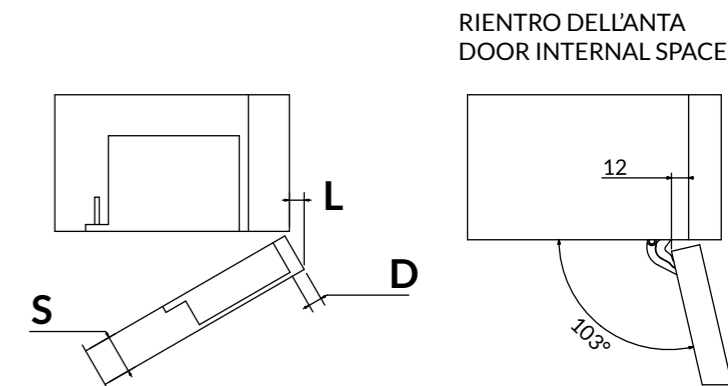
$$A = (17+D) - S$$

$$D = 1.4 + \text{SPESSORE ALLUMINIO}$$

SPAZIO OCCORRENTE PER L'APERTURA DELL'ANTA SPACE REQUIRED FOR DOOR OPENING

TABELLA LUCE PER GIRO ANTA/MOBILE
NECESSARY SPACE BETWEEN TWO DOOR

		S = SPESSORE ANTA							
		18	20	22	24	26	28	30	32
D3	L=	0.0	0.2	0.5	0.9	1.4	2.1	3.1	4.7
D4	L=	0.0	0.2	0.5	0.9	1.4	2.0	2.9	4.2
D5	L=	0.0	0.2	0.5	0.8	1.3	2.0	2.8	3.9
D6	L=	0.0	0.2	0.5	0.8	1.3	1.9	2.7	3.7



RIENTRO DELL'ANTA
DOOR INTERNAL SPACE